



SUSAN KOEHN
MMAC



JOHN SWALLOW
Carthage College



THE BUSINESS OF METRO MKE





**There's no limit to
what care can do**



United Healthcare Level Funded health plans

UnitedHealthcare is working with the MMAC to help make it easier for you to find a health plan that works for your employees and your bottom line.

That's why when you work with an MMAC-affiliated broker you'll receive discounted rates on UnitedHealthcare's Level Funded health plans. Plus, you have the option to add other UnitedHealthcare plans to your employee benefits package, such as specialty plans and supplemental financial protection plans for groups with as few as 5 employees.



Contact your MMAC broker or visit uhc.com/MMAC





Tim Sheehy

President

Metro Milwaukee Association of Commerce

LIVE
WEBCAST



THE BUSINESS OF METRO MKE

MMAC



SUSAN KOEHN
MMAC



JOHN SWALLOW
Carthage College



THE BUSINESS OF METRO MKE





Susan Koehn

Vice President, Talent and Industry Partnerships

MMAC

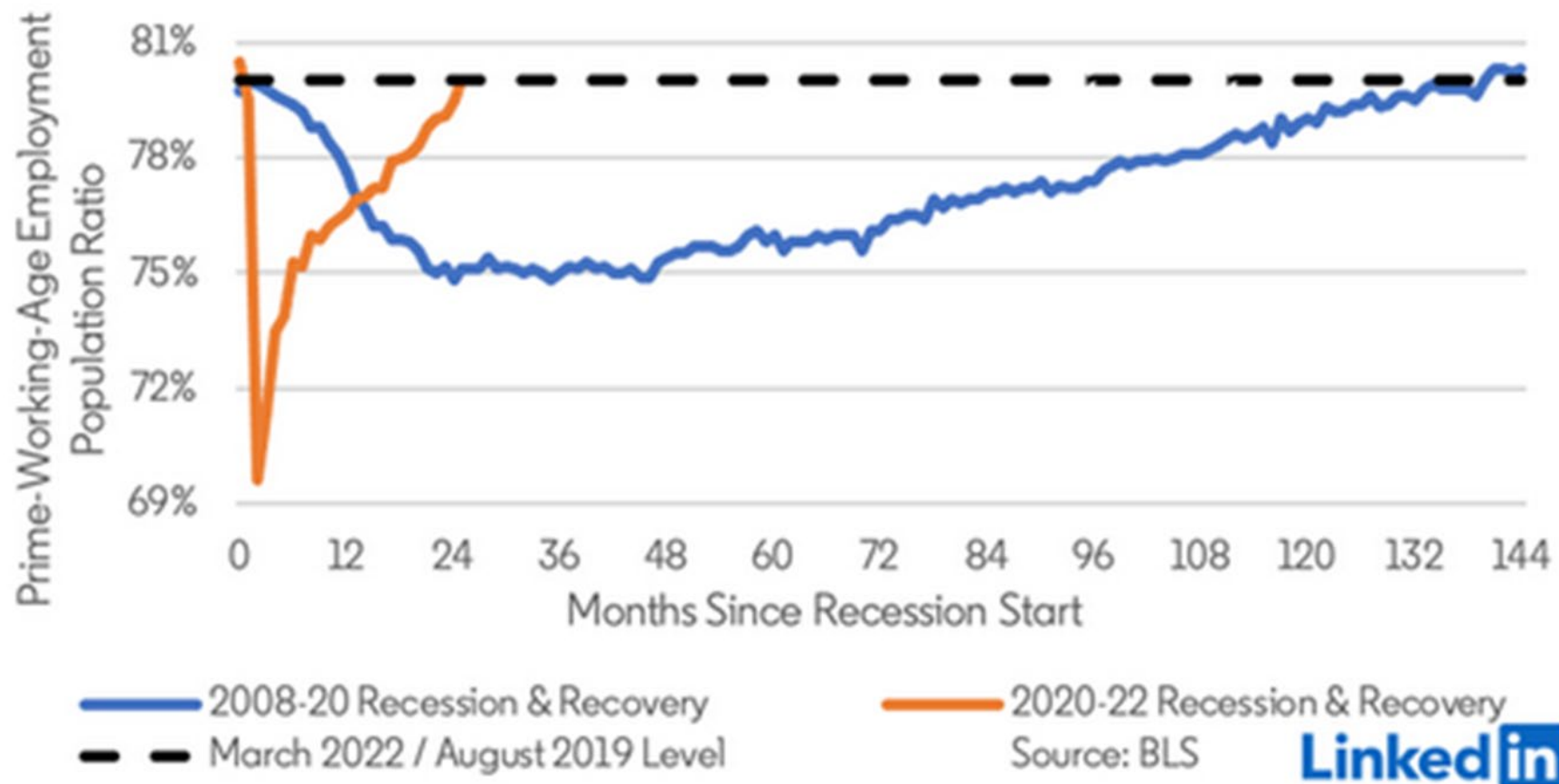
LIVE
WEBCAST



THE BUSINESS OF METRO MKE

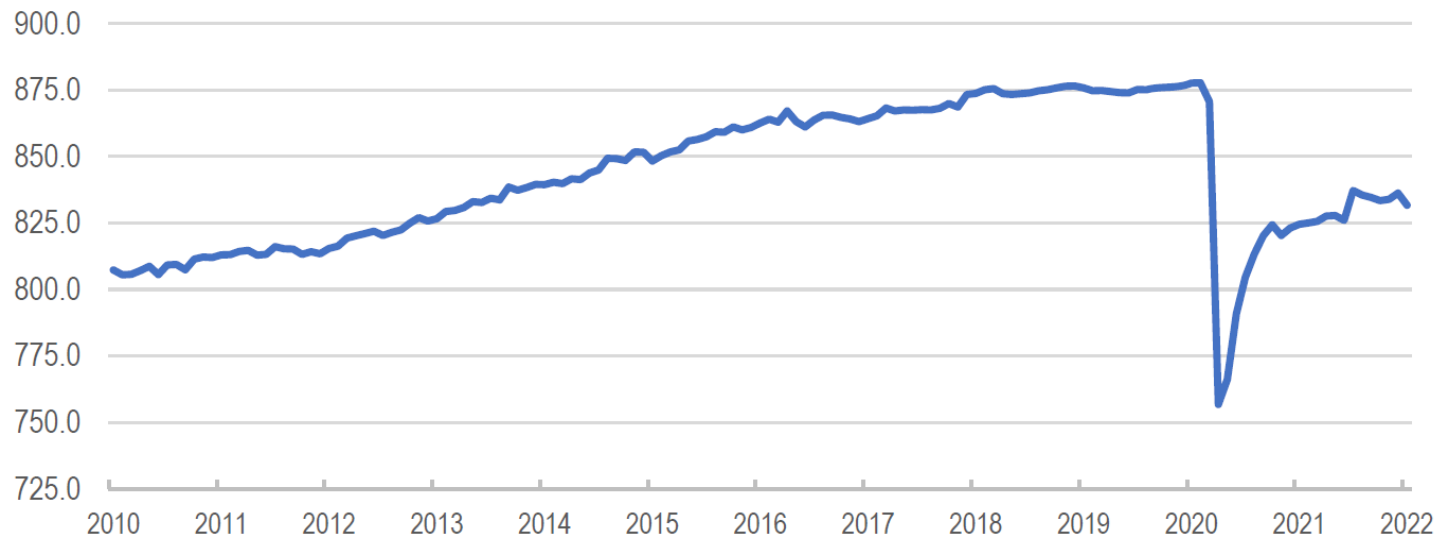
MMAC

2020-22 Recovery Almost "Complete"

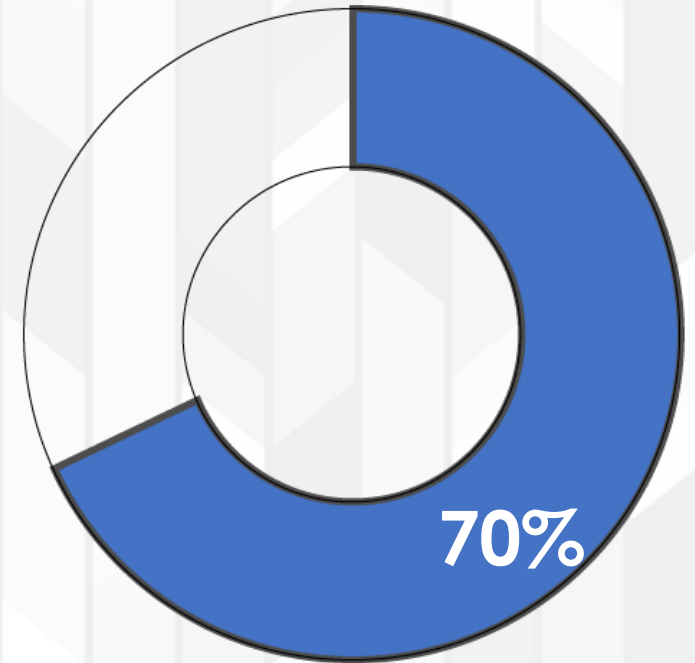




NONFARM EMPLOYMENT METRO MILWAUKEE

Seasonally adjusted, thous. Of
jobs, through January 2022

































METRO MILWAUKEE JOB RECOVERY PROGRESS



-  Jobs recovered (79,400)
-  Job decline remaining (34,400)

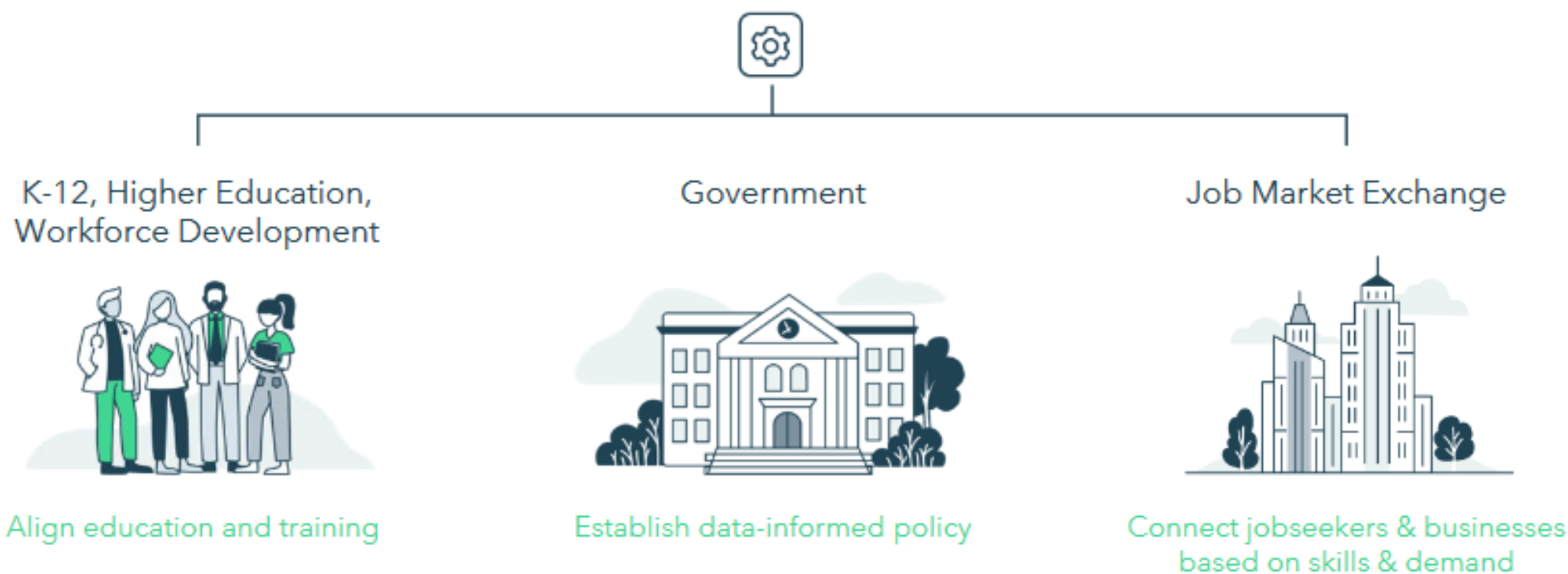
Top-posted jobs MKE region

Occupation (SOC)	Total/Unique (Oct 2021 - Mar 2022)	Posting Intensity	Unique Postings Trend (Oct 2021 - Mar 2022)
 Registered Nurses	18,431 / 7,450	2 : 1 	
 Sales Representatives, Wholesale and Manufacturing, Except Technical and Scientific Products	11,908 / 4,821	2 : 1 	
 Retail Salespersons	15,729 / 4,778	3 : 1 	
 Laborers and Freight, Stock, and Material Movers, Hand	21,590 / 4,419	5 : 1 	
 Customer Service Representatives	14,879 / 4,261	3 : 1 	
 Heavy and Tractor-Trailer Truck Drivers	14,122 / 3,981	4 : 1 	
 Software Developers and Software Quality Assurance Analysts and Testers	7,696 / 3,961	2 : 1 	
 First-Line Supervisors of Retail Sales Workers	11,180 / 3,905	3 : 1 	
 Fast Food and Counter Workers	10,839 / 3,794	3 : 1 	
 Personal Service Managers, All Other; Entertainment and Recreation Managers, Except Gambling; and Managers, All Other	6,479 / 2,973	2 : 1 	

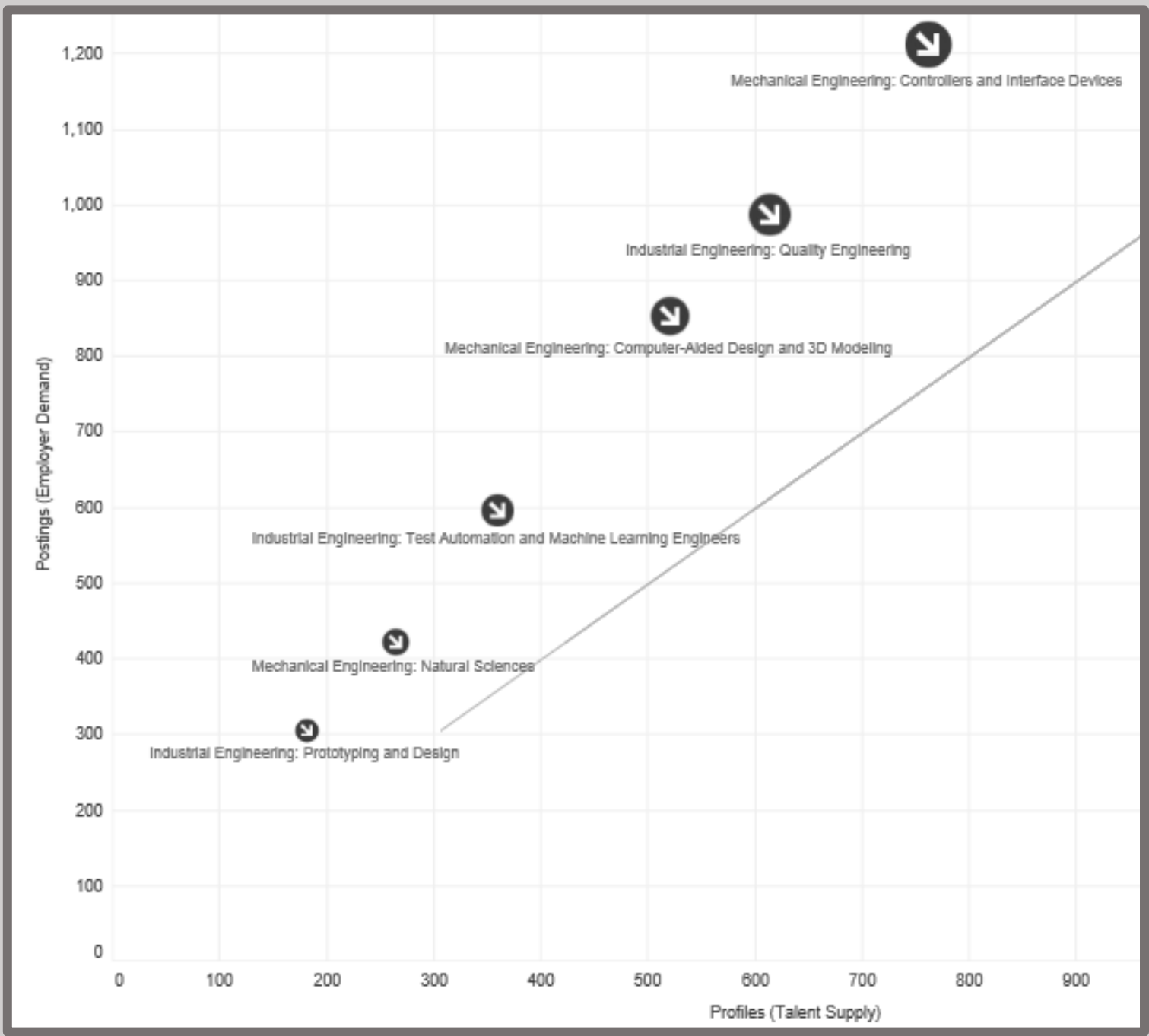
Occupation	2025 Jobs	2020 Median Hourly Earnings
Registered Nurses	24,919	\$36.04
Heavy and Tractor-Trailer Truck Drivers	14,129	\$24.36
Postsecondary Teachers	12,348	\$37.04
Bookkeeping, Accounting, and Auditing Clerks	11,475	\$20.85
Nursing Assistants	11,333	\$15.40
General and Operations Managers	11,294	\$63.17
Elementary School Teachers	9,712	\$29.20
Accountants and Auditors	9,601	\$33.22
Project Management Specialists and Business Operations Specialists	9,395	\$28.85
Software Developers and Software Quality Assurance Analysts and Testers	8,722	\$46.43
Management Analysts	5,899	\$41.86
Human Resources Specialists	5,858	\$28.92
Personal Service Managers, Entertainment and Recreation Managers	5,728	\$38.85
Secondary School Teachers	5,489	\$29.78
Lawyers	5,167	\$55.64
Medical Assistants	5,163	\$18.72
Market Research Analysts and Marketing Specialists	4,758	\$30.04
Automotive Service Technicians and Mechanics	4,694	\$20.22
Computer Systems Analysts	4,599	\$39.69

Occupation	2025 Jobs	2020 Median Hourly Earnings
Physicians and Ophthalmologists	4,383	\$111.75
Industrial Engineers	4,331	\$37.51
Mechanical Engineers	4,151	\$38.49
Computer User Support Specialists	3,595	\$24.07
Financial Managers	3,563	\$65.40
Middle School Teachers	3,534	\$28.70
Buyers and Purchasing Agents	3,362	\$30.26
Personal Financial Advisors	3,083	\$44.34
Nurse Practitioners	2,899	\$55.14
Licensed Practical and Licensed Vocational Nurses	2,896	\$25.10
Network and Computer Systems Administrators	2,825	\$34.84
Financial and Investment Analysts	2,769	\$37.22
Clinical Laboratory Technologists	2,655	\$27.01
Administrative Services and Facilities Managers	2,636	\$55.50
Securities, Commodities, and Financial Services Sales Agents	2,594	\$26.32
Dental Assistants	2,560	\$18.25
Computer and Information Systems Managers	2,503	\$63.71
Physical Therapists	2,486	\$42.74
Pharmacists	2,477	\$62.55
Industrial Production Managers	2,466	\$54.79
Substance Abuse, Behavioral Disorder, and Mental Health Counselors	2,457	\$20.60
Construction Managers	2,438	\$46.71

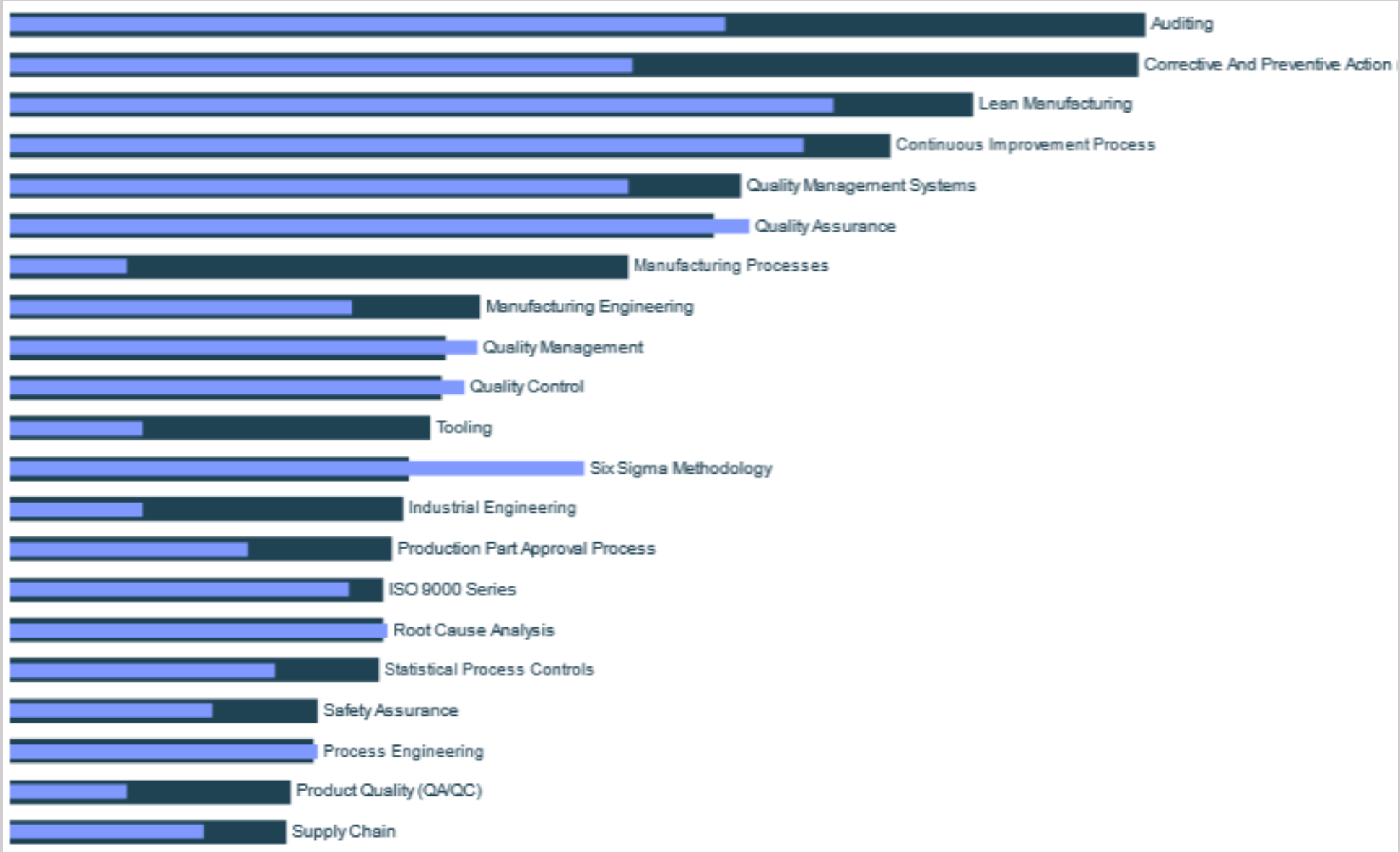
Skills provide a **data-driven approach** to inform decisions and drive policy with a **common language**



Supply & demand of key skills within Industrial & Mechanical Engineering



Top Skills Requested in Job Postings for Industrial (Quality) Engineers



Top Skills Requested in Job Postings for Project Managers





John Swallow

President

Carthage College



THE BUSINESS OF METRO MKE

